





Public Transport

Public Transport



Public Transport

arrivals

A sound that informs a bus driver you want to stop

bell

Typically at an airport, the place where new guests land

cancelled

The journey will not happen

Public Transport

delayed

The place where the transport leaves

departure

A reduced price

discount

The time of the journey is later than expected

Public Transport

entrance

The main opening where people can enter

escalator

The main location where people can leave

exit

Electronic stairs that move automatically

Public Transport

lift

The location where all “lost” items left on public transport can be found

lost property

The time the transport will leave is as predicted

on time

A compartment that helps you go up or down a level without using stairs

Public Transport

platform

A raised floor that can be found next to a rail track

priority seat

A flat space you can sit on

seat

A special seat for people who need it most: elderly, disabled, pregnant women

Public Transport

shuttle

The space (usually indoors) where you can wait for your transport to arrive

waiting room

Synonym: exit. The main location where people can leave

way out

A special means of transport that repeats the same short journey (e.g. from an airport to a local hotel)

Buying Tickets

There are lots of different types of tickets.



Buying Tickets

Single

Return

Open return

Buying Tickets

You need to know about your journey



Single ticket: One direction (from A to B)

Return ticket: Two directions (A to B back to A again) and your return journey is scheduled

Open Return ticket: Two directions (A to B back to A again) and your return journey can be at any time

Buying Tickets

Standard

First-class

Buying Tickets

You need to know what seat you want

Standard class: Provides a basic seat (usually with an electrical socket)

First-Class: Provides a comfortable seat with additional services (such as free meal/snacks, a quiet zone, WiFi)

Buying Tickets

Advance

Anytime Day

Anytime

Buying Tickets

You need to know when you will travel

Advance ticket: You buy this before your date of travel and it isn't flexible, so if you miss your journey, you have to buy a new ticket

Anytime Day ticket: You can choose to travel any time on a specific day

Anytime ticket: You choose to travel any time in a time period you select

Buying Tickets

Peak time

Off-peak

Super off-peak

Buying Tickets

Peak times are the most popular times to travel in a city. For example, in London this is Monday to Friday 6:30-9:30am and 4-7pm. Travelling in this time is usually more expensive.

Buying Tickets

You need to know the time you will travel

Off-Peak ticket: A travel time that is not inside the peak times

Super Off-Peak ticket: A travel time that is not inside the peak times and is the quietest time to travel. For example, in London this is 10am-3.30pm and 7.15pm to midnight.

Buying Tickets

Season

Group save

Travel card

Buying Tickets

There are plenty of discounts/saver tickets available too!

Season ticket: A discounted price for regular travel in particular months

Groupsave ticket: A discounted price if you travel as a group

Travelcard: A discounted ticket to travel regularly on different means of transport

Buying Tickets

Child

Adult

Senior citizen

Buying Tickets

You need to know the age of the
passenger

Child: A passenger between the ages of 5 and 15

Adult: A passenger between the ages of 16 and 59

Senior Citizen: A passenger older than 60

Buying Tickets

Once you know what type of ticket you want, you can easily buy your ticket.

Buying Tickets

Introduction phrases;

I would like ...

Please can I get ...

I'd like to buy ...

Buying Tickets

Examples;

Please can I get an adult open return to *Waterloo*?

I'd like a child single to *Waterloo*, please.

I'd like to buy a senior citizen return to *Waterloo*.



Buying Tickets

Important questions about price;

How much is it?

How much does it cost?



Conversation 1

Jo: What time is the next train to Waterloo?

Tim: It's at 4.30pm.

Jo: And which platform does it leave from?

Tim: From Platform 4. Don't worry, it runs every 5 minutes.

Jo: Thank you!

Conversation 2

Liz: Can I buy a ticket on the bus?

Mark: No, you need to buy it before.

Liz: Where's the ticket office?

Mark: It's just on the left, here.

Liz: Thank you!

Conversation 3

Sam: Is this seat taken?

Simon: No, it's free.

Sam: Do you mind if I sit here?

Simon: No problem.

Conversation 4

Jo: Do you mind if I open the window?

Tim: No problem.

Conversation 5

Mark: **All tickets and railcards, please**

Tim: Here is my ticket and here is my railcard.

Conversation 6

Jo: Am I going the right way for Waterloo?

Sam: Yes, it's another three stops.

Jo: Where do I get off?

Sam: It's called Waterloo Station.

Conversation 7

Liz: Which line do I need for Waterloo?

Simon: Head northbound on the Northern Line

Liz: How many stops is it?

Simon: Just 4 stops

Conversation 8

Tim: What time do we arrive at Waterloo?

Simon: At 6pm

Conversation 9

Sam: **Do you stop anywhere near** Waterloo?

Mark: Yes, we stop on the corner.

Sam: **Please can you tell me when to get off?**

Mark: Of course! No problem.

Conversation 10

Tim: I'd like to put £20 on my Oyster card

Simon: No problem. That's done for you!


Tim: Thank you! How often do trains run to Waterloo?

Simon: Every 30 minutes.

REVIEW



Public Transport Course



HOMEWORK

COMPLETE THE QUIZ

Link:

<https://virtually-fluent.com/quizzes/public-transport-quiz/>