



## Basic Phrases

# Conversation 1

Jo: Please can I have your phone?

Tim: Yes, of course.

Jo: Thank you!

Tim: You're welcome.



# Conversation 1

Jo: Can I have your phone **please**?

Please

This is a polite expression when you ask for something.



# Conversation 1

Tim: Yes, **of course**.

**Of course**

This is the same as yes when the answer “yes” is obvious.



# Conversation 1

Kat: **Thank you!**

**Thank you**

You can also say “thanks”. This shows appreciation for something. You can say “thank you so much” to increase the thank you.



# Conversation 1

Tim: You're welcome.

**You're welcome!**

This is the response when somebody says "thank you" to show that you accept their thanks.



## Conversation 2

Liz: Hello! I'm Liz.

Mark: **Could you repeat that?**

Liz: I'm Liz.

Mark: Hi Liz. **Nice to meet you.**



## Conversation 2

Mark: **Could you repeat that?**

**Could you repeat that?**

If you want to listen a second time, you can ask this question. The person will say their phrase again.





## Conversation 2

Mark: Hi Liz. Nice to meet you.

Lovely to meet you.

A polite phrase to say when somebody tells you their name. This is only used the first time somebody tells you their name. You can also say “lovely to meet you” or a more formal expression “it’s a pleasure to meet you”.



## Conversation 3

Izzy: **Excuse me.** Could you take a picture of us?

Sam: **I'm sorry. I don't understand.**

Izzy: **Never mind.**



# Conversation 3

Izzy: Excuse me.

Excuse me

A polite expression to get the attention of somebody.



# Conversation 3

Sam: I'm sorry.

I'm so sorry

A phrase to apologise for something. You can say “I'm so sorry” to increase the apology.



# Conversation 3

Sam: **I don't understand.**

**I don't understand**

This phrase explains that you have no comprehension. Maybe the language is too difficult or it's a strange accent.



# Conversation 3

Izzy: **Never mind.**

**It doesn't matter**

You can also say “it doesn't matter”. These expressions mean that it is not important and you can forget something.



## Conversation 4

Ken: **Let's** go to the cinema!

**What do you think?**

Bella: **That sounds great!**



# Conversation 4

Ken: **Let's** go to the cinema!

## Let's

This expression is always followed by a verb (let's + infinitive verb).

This is used to make a suggestion.





# Conversation 4

Ken: **What do you think?**

**What do you think?**

This means “what is your opinion”.



# Conversation 4

Bella: **That sounds great!**

**That sounds great!**

This means it is a good idea and the person is interested.



## Conversation 5

Bob: Excuse me!

Flo: **How can I help you?**

Bob: Where is the cathedral?

Flo: It's here on the map.

Bob: Thank you. **I really appreciate it.**



# Conversation 5

Flo: **How can I help you?**

**How can I help you?**

This is a question that offers help to somebody.



# Conversation 5

Bob: Thank you. **I really appreciate it.**

**I really appreciate it**

This is a polite expression after “thank you”. This means you are very happy and grateful for somebody’s help.



## Conversation 6

Val: I'm Val and I am your tour guide today.

Jack: **Could you speak slower?**

Val: Of course! I'm Val.



# Conversation 6

Jack: **Could you speak slower?**

**Could you speak slower?**

If you don't understand because somebody is talking very fast, you can use this expression. This is a polite question to ask somebody to speak slowly.



## Conversation 7

Lisa: I'm Lisa and I am your tour guide today.

Bruce: Do you have a map?

Lisa: **Here you go!**

Bruce: Thanks, **that helps a lot.**

Lisa: **No problem.**





# Conversation 7

Lisa: **Here you go!**

**Here you go!**

You can use this expression at the same time as giving something to somebody.



# Conversation 7

Bruce: Thanks, **that helps a lot.**

**That helps a lot**

This is an expression to say something was useful and helpful.



# Conversation 7

Lisa: **No problem.**

**No problem**

This is an expression to say you are happy to help with something and it is not a problem for you.



## Conversation 8

Kelly: There is a message on my phone.

Barry: **What does it mean?**

Kelly: **I don't know.**



# Conversation 8

Barry: **What does it mean?**

**What does it mean?**

If you don't understand something, you can ask this question. This asks somebody to help you understand something. You can replace the word "it" too. E.g. "what does this message mean?"



# Conversation 8

Kelly: I don't know.

I don't know

This means you do not understand something.



# Practice 1



## Exercise

# Order the conversations



# Exercise



Kevin

I'm sorry, could you repeat that?



Jim

You're welcome!



Kevin

Thank you!



Jim

Yes, of course!



# Exercise



Kevin

I'm sorry, could you repeat that?



Jim

You're welcome!



Jim

Yes, of course!



Kevin

Thank you!



# Exercise



Katie

It doesn't matter



Tina

OK! No problem



Tina

How can I help you?



Katie

Thank you anyway!



# Exercise

Tina



How can I help you?



Katie



Thank you anyway!



Katie



It doesn't matter



Tina



OK! No problem



# Exercise



Kevin

Where are the  
toilets?



Kevin

Excuse me!



Jim

You're welcome!



Jim

There are two toilets  
here



Jim

How can I help you?



Kevin

Thanks!



# Exercise



Kevin

Excuse me!



Jim

How can I help you?



Kevin

Where are the  
toilets?



Jim

There are two toilets  
here



Kevin

Thanks!



Jim

You're welcome!



# Exercise



Katie

My name is Katie.



Katie

Could you repeat that, please?



Katie

It's a pleasure to meet you too.



Tina

Lovely to meet you Katie.



Tina

Good morning!  
What's your name?



Tina

Of course! What's your name?



# Exercise

Tina



Good morning!  
What's your name?



Katie



My name is Katie.



Katie



Could you repeat  
that, please?



Tina



Lovely to meet you  
Katie.



Tina



Of course! What's  
your name?



Katie



It's a pleasure to  
meet you too.





# Exercise



Kevin

Let's go shopping!



Jim

That sounds great!



Kevin

Of course- Let's go shopping!



Jim

I don't understand, can you speak slower?



# Exercise



Kevin

Let's go shopping!



Jim

That sounds great!



Jim

I don't understand, can you speak slower?




Kevin

Of course- Let's go shopping!




# Any questions?



# Review


- 1) Review these slides (I will upload to the website them after class)
- 2) This lesson is recorded so you can access it on the website after the class
- 3) Review our course to practise and complete the activities:  
<https://virtually-fluent.com/courses/basic-phrases/>



# Homework

Write your own conversation

<https://virtually-fluent.com/topic/basic-phrases-create-your-conversation/>



# Homework

Complete basic phrases quiz

[https://virtually-fluent.com/quizzes/  
basic-phrases-quiz/](https://virtually-fluent.com/quizzes/basic-phrases-quiz/)