



English Booklet

Name: _____

The Classroom

In my pencil case, I have ...

This is my pencil case







Parent Tip


You can ask the learner “what is this?” when organising a pencil case. Or you could check understanding “is this a pencil? - yes/no”.

To practise the actions, you can say the action and the learner can act this out. Alternatively, you could play Simon Says with these actions.

Demonstrative Adjectives


	Singular (1)	Plural (2+)
<i>Here</i>	this 	these 
<i>There</i>	that 	those 

Write a sentence using the picture.










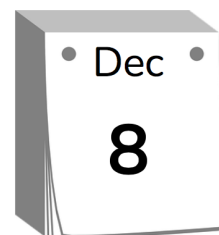
Dates and Ordinal Numbers


My birthday is _____.

Write the following dates.






















Parent Tip

To practise using dates, each day you can ask the young learner what the date is. "What date is it?" It is (day) the (ordinal number) of (month).

The Playground

In the playground I love _____.



Image: <https://menalmeida.blogspot.com/2019/01/describe-scene-of-playground.html>

In the picture of the playground, I can see












Parent Tip

When the learner visits the playground, ask them to say the vocabulary in English.

The Time

What is the time?

 _____	 _____	 _____
 _____	 _____	 _____
 _____	 _____	 _____



Parent Tip

At different times during the day, ask the learner “What is the time?”. It’s ...

Face and Body

Draw yourself and label all the face and body parts.

This is me

**Parent Tip**

Play the game “Simon says” or say a body part and ask the learner to point to it.

Dreams

Draw a comic strip of a dream and describe what is happening.

1	2	3
---	---	---

4	5	6
---	---	---



Parent Tip

When students wake up, ask them what they dreamed about to elicit new vocabulary.

The Kitchen

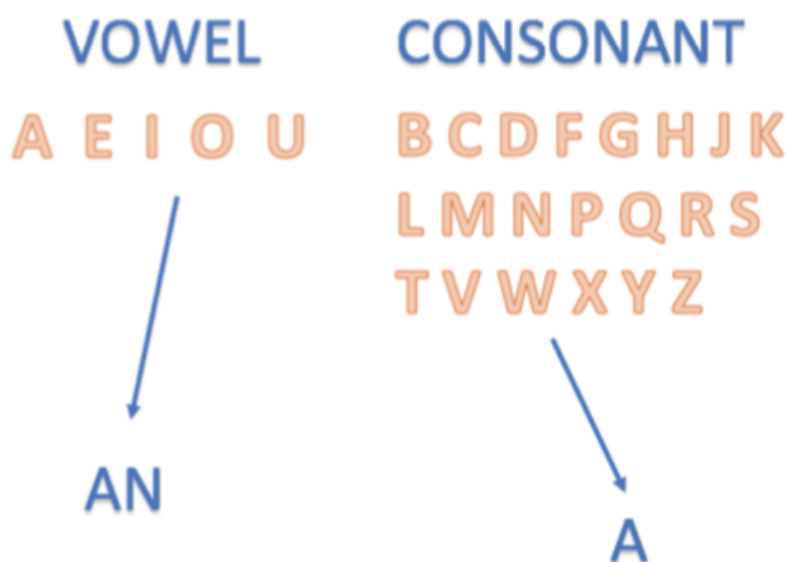
This is my kitchen

In my kitchen, there is

**Parent Tip**

When in the kitchen with the learner, ask them “what is this?” to elicit vocabulary or say a word and ask the learner to point to it.

Indefinite Articles



Remember it's the sound of the first letter!



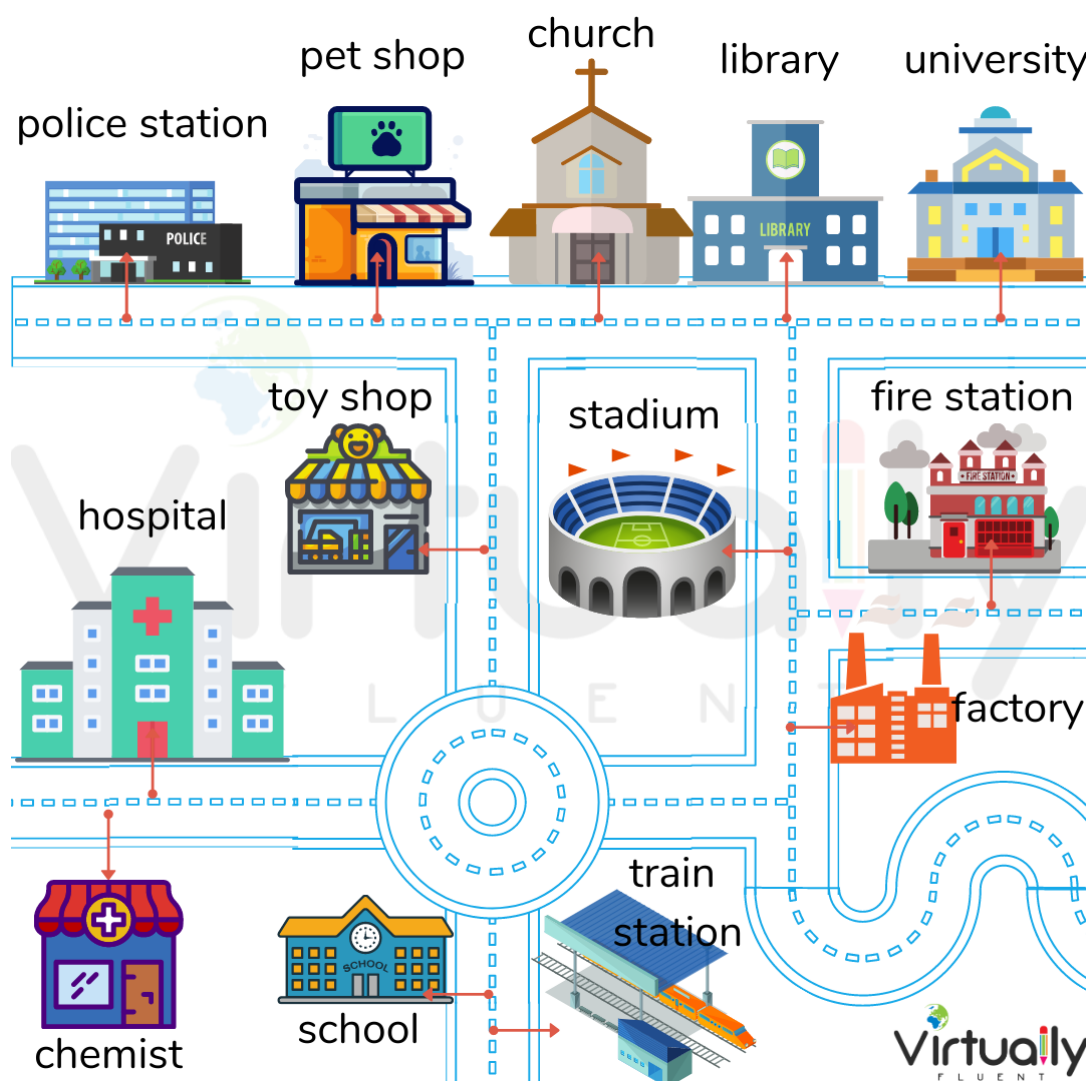
Parent Tip

Ask “*what is this?*” for any object and the response requires an indefinite article “*It’s a/an ...*”

Write a, an or some in the gaps.

- _____ car
- _____ umbrella
- _____ elephant
- _____ unicorn
- _____ pens
- _____ book
- _____ pencils

Maps and Directions



How do I get from the train station to the university?

Daily Routine

What is your daily routine?

In the morning	In the afternoon	In the evening

**Parent Tip**

To practise daily routine vocabulary, ask the learner to describe their daily routine. You could also ask at the end of the day “what did you do today?”

Present Simple Tense

Most verbs follow this pattern:

I Positive ✓	I Negative ✗	He/ She Positive ✓	He/She Negative ✗
I wake up	I don't wake up	He wakes up	He doesn't wake up

But verbs ending in O are different for he/she:

I Positive ✓	I Negative ✗	He/ She Positive ✓	He/She Negative ✗
I do homework	I don't do homework	He does homework	He doesn't do homework

Have is also different for he/she:

I Positive ✓	I Negative ✗	He/ She Positive ✓	He/She Negative ✗
I have lunch	I don't have up	He has lunch	He doesn't have lunch



Parent Tip


The present simple tense is used when talking about daily routine and regular habits. You can practise this tense by asking “*what do you normally do each day?*”

Write a sentence using the picture.

They _____



She _____




I _____



They _____



He _____



I _____



They _____



She _____



He _____



I _____



School Subjects

My favourite subject is _____.

My least favourite subject is _____.

On Mondays, I learn _____

_____.

On Fridays, I learn _____

_____.

My favourite teacher is my _____
teacher.

**Parent Tip**

When the learner has finished a school day, ask “*which subjects did you study today?*”

Basic Adjectives

The opposite of hot is _____.

The opposite of fast is _____.

The opposite of loud is _____.

The opposite of tall is _____.

The opposite of thin is _____.

The opposite of soft is _____.

The opposite of old is _____.

The opposite of strong is _____.

The opposite of easy is _____.

The opposite of big is _____.

**Parent Tip**

Say an adjective from the list out loud and ask the learner to act this out.

Verb To Be

Subject	Positive	Negative
I	am	I'm not
You	are	aren't
He / she / it	is	isn't
They	are	aren't

Write a sentence using the picture. Each picture represents a basic adjective.

They _____




She _____




I _____



They _____



He _____



I _____



They _____



She _____



Question Words

Which	choice
How	manner
What	object
When	time
Who	person
Whose	owner
Why	reason
Where	place
How many How much	quantity



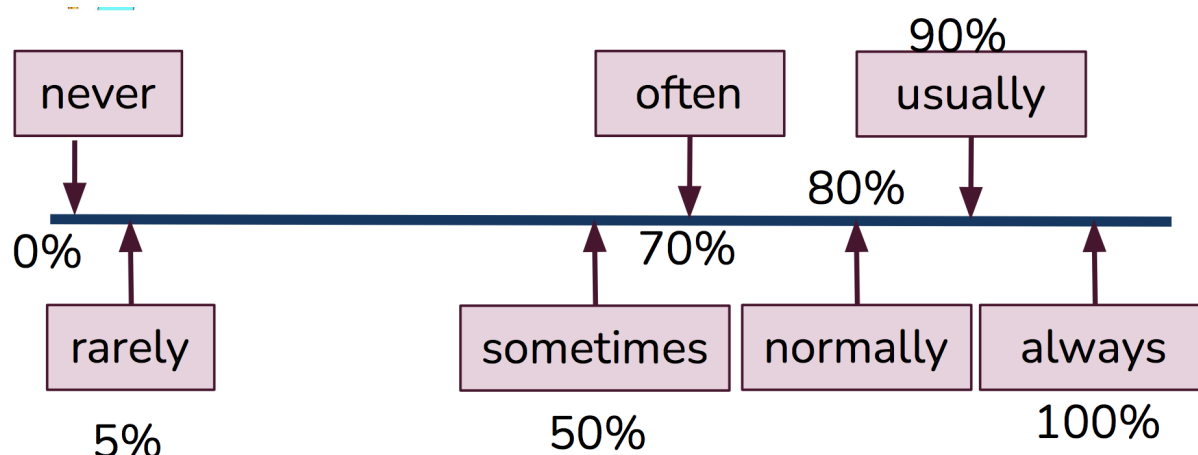
Parent Tip

To practise questions, ask the learner to ask you 3 questions each day in English. You could also ask them who their idol is and what questions they'd like to ask them.

Fill in the gaps.

- 1) _____ is your name?
- 2) _____ is your birthday?
- 3) _____ old are you?
- 4) _____ do you wake up?
- 5) _____ do you live?

Adverbs of Frequency



Parent Tip

Ask the learner how regularly/how often they do an activity to elicit a response with an adverb of frequency.

Respond using full sentences with a frequency adverb.

1) How often do you go to school?

2) How often do you paint?

3) How often do you fly a kite?

4) How often do you learn English?

5) How often do you watch TV?

Timetables

Fill in your school timetable below then respond to the questions.

	Monday	Tuesday	Wednesday	Thursday	Friday
9-10					
10-11					
11-12					
12-1					
1-2					
2-3					
3-4					

1) When do you have English?

2) When do you have sports?

3) When do you have maths?

4) When do you have science?

5) When do you have art?

The Living Room

This is my living room

In my living room, I have

**Parent Tip**

To practise living room vocabulary, ask the learner to describe the living room, showing you the items as they say the correct word in English.

Prepositions of Place

behind
in front of



on top of
under



next to



in between



above
below



in



Draw the correct picture.

The sofa is on the rug	The picture is above the bed	The armchair is behind the coffee table
My sister is in the car	I am next to my mum	The lamp is in between two chairs

Space

This is my alien

Describe your alien.

Friends

This is me and my best friend

_____ is my friend because

**Parent Tip**

To practise friends vocabulary, ask the learner “why is ... your friend?” “Are you a good friend - why?”

Countable and Uncountable Nouns

Countable Noun	Uncountable Noun
There is an apple There is a car There are some apples There are some cars	There is some water
There isn't an apple There isn't a car There aren't any apples There are any cars	There isn't any water
Is there an apple? Is there a car? Are there any apples? Are there any cars?	Is there any water?

Musical Instruments

My favourite musical instrument is

I can play the

I can't play the

I would like to play the
