



Welcome to Virtually Fluent!

Hello!

Welcome to our new Young Learners course online. I am Hannah and I will be your child's English teacher throughout this course. I'm very happy to have your son/daughter in my class and I'm excited to help them improve their English in a fun and interactive way. In this document, you will see some important information about the course, so please read this very carefully!

Contact Details	P1
Course Objectives	P1
Schedule	P2
Getting Started	P3
Attendance and Participation	P3
Course Tools	P4
English Outside the Classroom	P5
Feedback	P5
Additional Resources	P6
Course Rules	P6

Contact Details

The best way to contact me is through our website. You can use our private messaging tool and message the administration account (@virtuallyfluent) or me (@hannahwilkinson).

You can also send me a direct email hannahwilkinson@virtually-fluent.com .

You can also send me a Whatsapp message +44 7792 409 437.

Please note the time difference between the UK and your own country. I will be online during working hours (8am - 9pm GMT) and will reply to emails/messages/Whatsapps during these times.

Course Objectives

Our young learners course is for students between the ages of 8 and 11, have an elementary level of English and have weekly English classes at school. Our young learners course supports a child's English learning by teaching grammar, vocabulary and pronunciation through fun and interactive group activities. All language skills (listening, speaking, reading and writing) are practised in class with short supporting homework activities to ensure students progress in the English language.

Our course objectives are;

- To feel confident speaking and writing in English
- To practise communicating in English with other learners
- To build vocabulary in English
- To review grammar in English that can be applied to conversation
- To have fun learning English!

Schedule



This course is completely online. There are 1.5 hours of Zoom classes each week. In these classes, we will complete a variety of activities and all resources will be made available via our website.




Week	Topics	
1	Personal Information	Sports, play/do/go
2	Family, plurals	Hobbies
3	Present continuous	My bedroom, possessive adjectives
4	The weather, seasons	Halloween
5	Illness and treatments	Feelings and opinions
6	Food and drink, countable/uncountable nouns	Holidays
7	Future Tense - will	Animals, There is / There are
8	Superheroes, can/can't	Clothes and Accessories
9	In the classroom, commands, demonstrative adjectives	Reading stories
10	Christmas	REVIEW

All classes start and finish on time, so please prepare the link for your son/daughter before the class, ready to start on time.

Getting Started

Starting a new online course can be a little bit stressful and some people feel nervous before their first class, especially young ones. There is nothing to be nervous about, I'm here to help your child and create a happy learning environment! However, you can do some preparation to make sure everything runs smoothly.

-  Investigate the young learners page and course group to access all the materials and resources for this course
-  Become comfortable using our website and access all the resources and tools available. You can take our introduction and explanation course to be sure:

<https://virtually-fluent.com/courses/virtually-fluent-academy-introduction/>
-  Check your Zoom account works, you have good Internet connection and that your audio and camera are both working well
-  Check the time of the class in your own time zone and make sure your child is free for the 10 weeks of this semester
-  Join all our social media pages to see all the amazing content we upload and keep up-to-date with other courses we run.

Attendance and Participation

We expect our students to attend all classes every week. However, we understand that things can pop up unexpectedly, especially with little ones! If your child can't attend a class, please inform me by sending a Whatsapp or email with as much warning as possible. When we complete group activities in class it can be more complicated when not all students turn up, for this reason we can adjust our classes and materials to adapt to the class number.

We ask all our students to fully participate in all our classes. Having online classes requires more energy, more interaction and more conversation so don't be shy to talk! Some young learners may feel more comfortable having a parent or family member next to them during the class. This is always welcome and may help concentration or comfort.

We try to give at least one homework task per week as it's important to reinforce a child's language learning outside of the classroom. All of this information will be posted on the young learners page with appropriate links and instructions (in English). If you have any questions about this, please feel free to ask me to clarify.

Course Tools

Our primary tools are Zoom and our website.

Zoom

All our online classes happen on Zoom. Please check your Zoom account is working and you understand the basic features of Zoom.

In our online classes, I will sometimes share my screen or an online whiteboard. I may use the chat tool on Zoom to write any corrections of vocabulary so please familiarise yourself/your child with this tool.

Learning a language is a difficult skill, but body language helps us understand. For all our classes, please have the camera on. Feel free to wear comfy clothes (even pyjamas are OK!) but please have the camera on. In addition, please make sure your microphone works well and your speakers too so we can all communicate well. You will need a good Internet connection and a quiet area for no problems in our class.

Our Website

All our class resources can be found on our website. You have a special group that only me and the members of this group can access. Anything you upload here is only seen by us. You can start forums here, ask questions about the tasks, interact with other young learners and parents and access all the documents. This group link can be found on the dashboard: <https://virtually-fluent.com/dashboard/>

You can find instructions for all our tools on our website through a sample course. We recommend that parents complete this before the first class: <https://virtually-fluent.com/courses/virtually-fluent-academy-introduction/> to be able to support our young learners if any questions arise. If you have any questions about how to use the website, please contact your teacher and they will be happy to help you.

English Outside the Classroom

We highly recommend that parents encourage their children to interact in English and practise what they've learnt in class in everyday life. By integrating English into your child's everyday life, they'll absorb vocabulary and everyday phrases much more quickly and will be able to progress in the language in order to speak fluently at an older age.

As a foreign language requires learning pronunciation we highly recommend sitting down with your child to help them complete the homework given in class.

Example activities that could be completed in the house to reinforce English learning are;

- Watching cartoons and films in English
- Reading children's books in English
- Listening to English-speaking songs
- Pointing at an item in the house and asking "what is this in English?"
- Reviewing the activities completed in class and repeating the phrases/vocabulary each day

Feedback

Virtually Fluent is a brand new company and I'm working really hard to bring English to as many people as possible for a low cost. I would really appreciate that you provide me with detailed feedback so I can constantly improve. At the end of this course, there will be a feedback form to fill in and at the end of each month I may send you an email to get some feedback. I will also ask you to write a detailed review on my website at the end of this course and help me spread the word about my brand new online intensive courses.

Additional Resources

Our website has so many amazing tools to help anyone with English outside our classes.

- 1) We have an in-built translator. I recommend having this open during our class to help with any vocabulary: <https://virtually-fluent.com/translator/>
- 2) We have a list of our favourite resources online for you to explore: <https://virtually-fluent.com/additional-resources/>
- 3) We recommend taking our Learner Styles quiz to test your style of learning. This way you can find suitable activities in English: <https://virtually-fluent.com/learner-types/>

Course Rules

When you create an account on our website, you will accept the general terms and conditions. In general, I have three important rules for our classes.

1) Be motivated to learn English!

You only truly improve your English when you are motivated to learn.

2) Speak only in English!

This is difficult as a beginner and a young learner, but from our first class everything will be in English. It will be intensive, but hopefully a rewarding experience.

3) Fully participate

As a teacher, I can only help your son/daughter improve if they participate fully in our classes. This means completing all the activities, answering all questions, speaking as much as possible and connecting and communicating to the other course learners on our website!

A final welcome to you and I look forward to seeing you in our first class!