






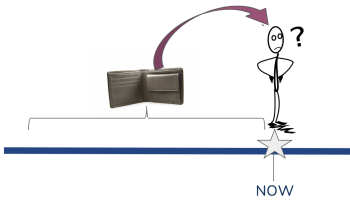

Present Perfect Tense Interactive Worksheet **Answers**

In order to complete this worksheet, you should watch the grammar video about the present perfect tense in English. You should complete this worksheet at the same time as watching the video.

.....

EXERCISE A: Complete the table below. In column 2, you should draw the timeline and in column 3, you should provide an example sentence to demonstrate this use.

Use	Timeline	Example Sentence
Life experience		I have visited France
Recent past event		We just arrived home
Change in state		She has become more intelligent

Use	Timeline	Example Sentence
Impact on present	 <p>A horizontal timeline with a blue line. A brown wallet is shown above the line. A person stands at the end of the line, which is marked with a star and the word 'NOW'. A curved arrow points from the wallet to the person, who has a question mark above their head.</p>	I've lost my wallet and I need it now
Duration of time	 <p>A horizontal timeline with a blue line. A wavy purple line connects two points marked with stars. The first star is labeled '1992' and 'Moved to Barcelona'. The second star is labeled '2019' and 'NOW'.</p>	I've lived in Barcelona since 1992
Stative Verbs		I have known her for a long time

EXERCISE B: There are 3 parts required to form the present perfect tense in the affirmative. Write these parts in the correct boxes below.

PART 1

SUBJECT

PART 2

VERB TO HAVE

PART 3

PAST PARTICIPLE

EXERCISE C: Fill in the table below showing the verb “to talk” in the affirmative of the present perfect tense. In column 1, you can see the subject. In column 2, you should write the full form of the present perfect. In column 3, you should write the contracted form of the present perfect.

TO TALK	Full Form	Contracted Form
I	have talked	I've talked
You	have talked	you've talked
He/She/It	has talked	he's/she's/it's talked
We	have talked	we've talked
They	have talked	they've talked

EXERCISE D: What is the difference in meaning between the two sentences below. Write your explanation in the space provided.

I have been to France

I have gone to France

When we use the verb to be in the present perfect (been), we suggest that somebody has visited a different location, but at the time of speaking they have returned from this location. When we use the verb to go in the present perfect (gone), we suggest that somebody has visited a different location and at the time of speaking, they are still in this location.

EXERCISE E: There are 3 parts required to form the present perfect tense in the negative. Write these parts in the correct boxes below.

PART 1

SUBJECT

PART 2

VERB TO HAVE
(NEGATIVE)

PART 3

PAST PARTICIPLE

EXERCISE F: Fill in the table below showing the verb “to talk” in the negative of the present perfect tense. In column 1, you can see the subject. In column 2, you should write the full form of the present perfect. In column 3, you should write the contracted form of the present perfect.

TO TALK	Full Form	Contracted Form
I	have not talked	haven't talked
You	have not talked	haven't talked
He/She/It	has not talked	hasn't talked
We	have not talked	haven't talked
They	have not talked	haven't talked

EXERCISE G

There are 2 question forms in the present perfect tense. What are these?

- a) Question word + verb to have + subject + past participle
- b) Verb to have + subject + past participle

EXERCISE H: If I ask the question “have you been to France?” there are two possible ways to respond. Fill in the gaps below to show the possible responses.

Yes	Subject	Verb To Have
	I	have
	you	have
	he/she/It	has
	we	have
	they	have

No	Subject	Verb To Have
	I	haven't
	you	haven't
	he/she/It	hasn't
	we	haven't
	they	haven't