



GREETINGS




THE ALPHABET



Greetings


Greetings

Hello!



Greetings


Hi!



Greetings

Formal

Hello!



Informal

Hi!

Greetings

Good
morning!



Greetings

Good
afternoon!



Greetings

Good
evening!



Greetings

1

Introduction



2

Question

3

Answer

4

Leave


Greetings

How are
you?



Greetings

I'm good
thank you!



Greetings

1

Introduction



2

Question



3

Answer



4

Leave

Greetings

Goodbye!



Greetings


Bye!



Greetings

Formal

Goodbye!



Informal

Bye!

Greetings

1

Introduction



2

Question



3

Answer



4

Leave



Review



Greetings

Jack: Hi!

Sam: Hi!

Jack: How are you?

Sam: I'm good thank you! How are you?

Jack: I'm good thank you!

Jack: Bye!

Sam: Bye!



Greetings

Ana: Good morning!

Liz: Good morning!

Ana: How are you?

Liz: I'm good thank you! How are you?

Ana: I'm good thank you!

Ana: Goodbye!

Liz: Goodbye!



Practice 1



Greetings

Put the phrases in the correct order

Hi Charles!

Bye Charles!

Bye Pam!

Hi Pam!

I'm very good thank you!

I'm good thank you!

How are you?

How are you?

Greetings - Answers

Hi Pam!

Hi Charles!

How are you?

I'm good thank you!

Greetings - Answers

How are you?

I'm very good thank you!

Bye Pam!

Bye Charles!


Practice 2



Greetings

What are the greetings for this pictures?

A



B




C



Greetings

What are the greetings for this pictures?


A



Greetings

What are the greetings for this pictures?

A



Good morning!


Greetings

What are the greetings for this pictures?



Greetings

What are the greetings for this pictures?



Good afternoon!

Greetings


What are the greetings for this pictures?



Greetings

What are the greetings for this pictures?

C



Good evening!

Practice 3



Greetings

Fill in the gaps.

Greetings

Anna: (1) ____ morning!

Sally: Good (2) ____!

Anna: How (3) ____ you?

Sally: I'm good (4) ____ you. How are (5) ____?

Anna: I'm very good thank (6) ____.

Sally: OK! Bye!

Anna: (7) ____!

Greetings

Anna: (1) **Good** morning!

Sally: Good (2) ____!

Anna: How (3) ____ you?

Sally: I'm good (4) ____ you. How are (5) ____?

Anna: I'm very good thank (6) ____.

Sally: OK! Bye!

Anna: (7) ____!

Greetings

Anna: (1) **Good** morning!

Sally: Good (2) **morning**!

Anna: How (3) _____ you?

Sally: I'm good (4) _____ you. How are (5) _____?

Anna: I'm very good thank (6) _____.

Sally: OK! Bye!

Anna: (7) _____!

Greetings

Anna: (1) **Good** morning!

Sally: Good (2) **morning**!

Anna: How (3) **are** you?

Sally: I'm good (4) ____ you. How are (5) ____?

Anna: I'm very good thank (6) ____.

Sally: OK! Bye!

Anna: (7) ____!

Greetings

Anna: (1) **Good** morning!

Sally: Good (2) **morning**!

Anna: How (3) **are** you?

Sally: I'm good (4) **thank** you. How are (5) ____?

Anna: I'm very good thank (6) ____.

Sally: OK! Bye!

Anna: (7) ____!

Greetings

Anna: (1) **Good** morning!

Sally: Good (2) **morning**!

Anna: How (3) **are** you?

Sally: I'm good (4) **thank** you. How are (5) **you**?

Anna: I'm very good thank (6) ____.

Sally: OK! Bye!

Anna: (7) ____!

Greetings

Anna: (1) **Good** morning!

Sally: Good (2) **morning**!

Anna: How (3) **are** you?

Sally: I'm good (4) **thank** you. How are (5) **you**?

Anna: I'm very good thank (6) **you**.

Sally: OK! Bye!

Anna: (7) ____!

Greetings

Anna: (1) **Good** morning!

Sally: Good (2) **morning**!

Anna: How (3) **are** you?

Sally: I'm good (4) **thank** you. How are (5) **you**?

Anna: I'm very good thank (6) **you**.

Sally: OK! Bye!

Anna: (7) **Bye**!



The English Alphabet

The English Alphabet

A B C D E F
G H I J K L M
N O P Q R S T
U V W X Y Z


The English Alphabet

eɪ	i:	ɛ	aɪ	əʊ	ju:	ɑ:
A	B	F	I	O	Q	R
H	C	L	Y		U	
J	D	M			W	
K	E	N				
	G	E				
	P	X				
	T	Z				
	V					

The English Alphabet

Typical errors

The English Alphabet



Using the vowels incorrectly

A

E

I

O

U

The English Alphabet

2

Mixing up B and V

B V

The English Alphabet



Saying “say” not “see”

C

The English Alphabet

4

Mixing up G and J

G J

The English Alphabet



Saying “atch”

H

The English Alphabet



Saying “car” instead of “kay”

K


The English Alphabet

7

Saying “coo” instead of “cyoo”

Q

The English Alphabet



Saying “air” instead of “ar”

R

are

Review



The English Alphabet

A B C D E F
G H I J K L M
N O P Q R S T
U V W X Y Z

Practice 1



The English Alphabet

Spell the word

- | | |
|------------------------|---------------------------|
| 1) B O O K | 11) E N G L I S H |
| 2) P A P E R | 12) L A P T O P |
| 3) J A R | 13) P H O N E |
| 4) Q U E U E | 14) G L A S S |
| 5) Z O O | 15) R U L E R |
| 6) P H O T O | 16) I C E |
| 7) S O A P | 17) C A L E N D A R |
| 8) F O L D E R | 18) C E R T I F I C A T E |
| 9) D I C T I O N A R Y | 19) F E A T H E R |
| 10) C A R D | 20) V I D E O |

Practice 2



The English Alphabet

Listen to the audio and spell
the ten names of the people.

The English Alphabet

Answers

<https://docs.google.com/document/d/16tTNwqDA5002NGBUihEFF5uwy5cspvEWdDOQusRrvtE/edit?usp=sharing>

Any questions?





GREETINGS



THE ALPHABET




REVIEW



Greetings Course



Alphabet Course



HOMEWORK

RESPOND TO THE GREETINGS FORUM

Link:

[https://virtually-fluent.com/groups/greetings
/forum/topic/greetings-activity/](https://virtually-fluent.com/groups/greetings/forum/topic/greetings-activity/)