



Word Stress Difficulties Interactive Worksheet **Answers**

In order to complete this worksheet, you should watch the pronunciation videos about difficulties in word stress in English. You should complete this worksheet at the same time as watching the video.

.....

EXERCISE A: Draw stress bubbles on the word “present” in the following two sentences.

THANK YOU FOR MY BIRTHDAY PRESENT

I'M GOING TO PRESENT MY IDEA TO YOU

EXERCISE B: Draw stress bubbles on the following words to show where the correct word stress is.

PHOTO

PHOTOGRAPHER

PHOTOGRAPHIC

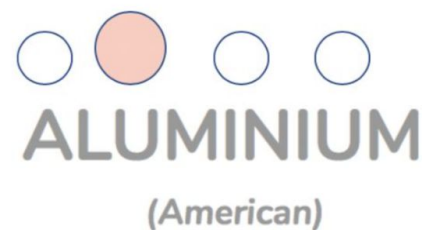
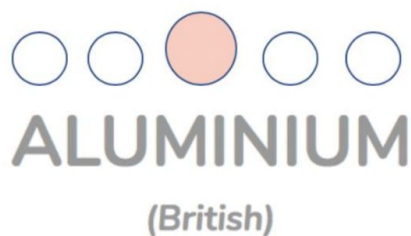
EXERCISE C: Select the correct option in the sentences below.

- ⇒ When saying words of a French origin, British English speakers stress the first syllable / last syllable.
- ⇒ When saying words of a French origin, American English speakers stress the first syllable / last syllable.


EXERCISE D: Select the correct option in the sentences below.

- ⇒ When saying words ending in the suffix ATE, British English speakers stress the first syllable / last syllable.
- ⇒ When saying words ending in the suffix ATE, American English speakers stress the first syllable / last syllable.

EXERCISE E: Draw stress bubbles on the following word as a British English speaker (on the left) and as an American English speaker (on the right).



EXERCISE F: Draw stress bubbles on the following word as a British English speaker (on the left) and as an American English speaker (on the right).



EXERCISE G: Draw stress bubbles on the following word as a British English speaker (on the left) and as an American English speaker (on the right).

