



Beginner  
English  
Pre-A1

# Contents Page

---

Beginner English Pre A1 Objectives	P3
Greetings	P7
The English Alphabet	P8
Cardinal Numbers	P10
Personal Information	P15
The Calendar	P17
Colours	P18
The Verb To Be	P19
There is/There are	P20
The Phonetic Chart	P21
Question Words	P22
Telling the Time	P23
Basic Phrases in English	P24
Countries	P26
In the Classroom	P28
Classroom Commands	P29
Demonstrative Adjectives	P30
Sports	P31
Play, Do and Go	P32

Free Time Activities	P33
Opinion Verbs	P34
Course List	P35

# Beginner English Pre A1 Objectives

---

## Greetings

- To learn the basic greetings at any time of day
- To learn the basic greetings question and answer
- To learn the basic expression of farewell in English
- To hold a basic conversation in English

## The English Alphabet

- To learn the uppercase alphabet correctly with the correct pronunciation
- To learn the lowercase alphabet correctly with the correct pronunciation
- To avoid the typical mistakes learners make with the English alphabet
- To learn common acronyms used in English and say them correctly

## Cardinal Numbers

- To be able to say any cardinal number in English
- To know all 8 ways to say the number 0
- To say decimals out loud correctly in English
- To be able to present statistics about your country, city or town

## Personal Information

- To correctly present my name, age, job, country, where I live, my address, telephone number and email address
- To learn the correct pronunciation of phrases that provide personal information in English
- To feel confident using the correct phrases to present myself in English
- To understand when other people introduce themselves in English

## The Calendar

- To learn all seven days of the week
- To learn all twelve months of the year
- To learn basic phrases to talk about days of the week and months of the year
- To learn vocabulary about the calendar

## Colours

- To learn 11 colours in English
- To use the adjectives “dark” and “light” with colours in English
- To use colours correctly in conversation in English

### **The Verb To Be**

- To learn the seven personal pronouns in English
- To learn the affirmative of the verb “to be” in long and contracted forms
- To learn the negative of the verb “to be” in long and contracted forms
- To use the verb “to be” in sentences correctly

### **There is/There are**

- To learn the differences between “there is” and “there are”
- To learn the long forms and contracted forms of “there is” and “there are”
- To learn the positive and negative forms of “there is” and “there are”
- To use the expressions “there is” and “there are” in conversation

### **The Phonetic Chart**

- To understand what the phonetic chart is and how it can help us in English
- To read all phonetic symbols in English
- To produce all phonetic sounds in English
- To read phonetic transcription and be able to produce this word in speaking
- To write phonetic transcription in English

### **Question Words**

- To learn the top ten question words in English
- To pronounce the top ten question words in English correctly
- To use the top ten question words in conversational English

### **Telling the Time**

- To name all the parts of a clock and a watch
- To know the vocabulary for the most common time-telling devices in English
- To know and correctly use all times of the day
- To ask what the time is and respond using the correct structure
- To say the time correctly using 12-hour time
- To say the time correctly using 24-hour time

### **Basic Phrases**

- To learn basic common phrases in English
- To learn the correct pronunciation of these basic common phrases in English
- To know the situations when each basic common phrase can be used in English

## Countries

- To learn basic vocabulary to describe our world
- To learn the seven continents in English
- To learn basic countries from around the world in English
- To learn the difference between countries and nationalities
- To learn basic expressions to talk about your country, continent and nationality
- To learn the basic seas and oceans in English
- To learn the compass points in English

## In the Classroom

- To learn 20 words for objects in a classroom
- To learn the correct pronunciation of these 20 words
- To use these 20 classroom words with confidence in conversation in English

## Classroom Commands

- To learn, pronounce and understand classroom commands in English
- To learn, pronounce and understand classroom rules
- To learn, pronounce and understand classroom activity language in English
- To learn, pronounce and understand useful questions for a classroom environment

## Demonstrative Adjectives

- To learn all four demonstrative adjectives in English
- To know when to use each demonstrative adjective according to the singularity and closeness of an object
- To pronounce all four demonstrative adjectives correctly

## Sports

- To learn the basic sports in English and pronounce these words correctly
- To learn the basic sports equipment in English and pronounce these words correctly
- To learn movement verbs to describe actions in sport
- To talk about sports confidently in English

## Play, Do and Go

- To learn the difference between the verbs play, do and go
- To pronounce all these verbs correctly
- To use the correct verb with any sport or free time activity in English

**Free Time Activities**

- To learn 24 free time activities in English
- To learn the vocabulary for 7 toys in English
- To pronounce all these words correctly
- To understand free time activities in listening

**Opinion Verbs**

- To ask somebody about their opinion in English
- To learn some basic verbs and phrases to express my opinion in English
- To pronounce all these verbs and phrases correctly
- To understand the grammatical structure with basic opinion verbs

# Greetings

## PART 1: INTRODUCTION

Greeting	Phonetics	Formality	Situation
Hello!	hɛləʊ	Formal and Informal	With family and friends
Hi!	haɪ	Informal	With family and friends
Good morning!	gʊd mɔːnɪŋ	Formal	In the morning, before 12pm
Good afternoon!	gʊd ɑːftənuːn	Formal	In the afternoon, between 12pm and 4pm
Good evening!	gʊd iːvɪnɪŋ	Formal	In the evening, after 6pm

## PART 2: QUESTION

Greeting	Phonetics
How are you?	haʊ əː juː?

## PART 3: ANSWER

Greeting	Phonetics
I'm good thank you	aɪm ɡʊd θ æŋk juː

## PART 4: LEAVE

Greeting	Phonetics	Formality	Situation
Goodbye!	ɡʊd baɪ	Formal	With colleagues/at work
Bye!	baɪ	Informal	With family and friends



## The English Alphabet (Uppercase)

---

Letter of the Alphabet	Phonetic Transcription	Letter of the Alphabet	Phonetic Transcription
A	eɪ	N	ɛn
B	biː	O	əʊ
C	siː	P	piː
D	diː	Q	kjuː
E	iː	R	ɑː
F	ɛf	S	ɛs
G	ɡiː	T	tiː
H	hɪː	U	juː
I	aɪ	V	viː
J	dʒeɪ	W	<b><u>dʌ</u></b> bljuː
K	keɪ	X	ɛks
L	ɛl	Y	wɑɪ
M	ɛm	Z	zɛd

## The English Alphabet (Lowercase)

---

Letter of the Alphabet	Phonetic Transcription	Letter of the Alphabet	Phonetic Transcription
a	æ	n	n
b	bʌ	o	ɒ
c	kʌ	p	pʌ
d	dʌ	q	kʷʌ
e	ɛ	r	r
f	fʌ	s	s
g	gʌ	t	tʌ
h	hʌ	u	ʌ
i	ɪ	v	vʌ
j	dʒʌ	w	wʌ
k	kʌ	x	ks
l	l	y	jʌ
m	m	z	z

## Number 0

---

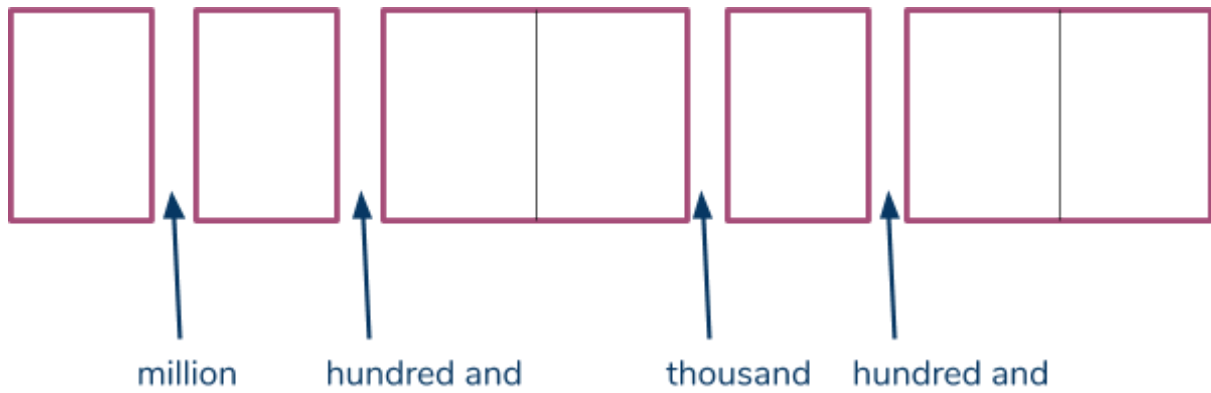
Saying	Phonetic Transcription	Use	Example Sentence
zero	<b>z</b> ɪrəʊ	Counting numbers Temperature	0,1,2,3 It's 0°C today
naught	nɔt	American English (not used often) Decimals smaller than 1	0.34
nought	nɔt	British English Decimals smaller than 1	0.25
oh	oʊ	Telephone numbers After decimal points Years Public transport numbers (hotel/route numbers) Addresses Time	01234567830 1.05 1905 Bus number 305 My address is 204 Happy Street Let's meet at 5:08
love	lʌv	A score of 0 in tennis	The score is 0-15
nil	nɪl	A score of 0 in football	The score is 3-0
nada	<b>n</b> ɑdə	Slang for 0/nothing	Do we have any chocolate? No, nada.
zilch	zɪltʃ	Slang for 0/nothing	I know zilch about physics
zip	zɪp	Slang for 0/nothing	I know zip!

## Numbers 0-11

0	Zero	35	Thirty-five	70	Seventy
1	One	36	Thirty-six	71	Seventy-one
2	Two	37	Thirty-seven	72	Seventy-two
3	Three	38	Thirty-eight	73	Seventy-three
4	Four	39	Thirty-nine	74	Seventy-four
5	Five	40	Forty	75	Seventy-five
6	Six	41	Forty-one	76	Seventy-six
7	Seven	42	Forty-two	77	Seventy-seven
8	Eight	43	Forty-three	78	Seventy-eight
9	Nine	44	Forty-four	79	Seventy-nine
10	Ten	45	Forty-five	80	Eighty
11	Eleven	46	Forty-six	81	Eighty-one
12	Twelve	47	Forty-seven	82	Eighty-two
13	Thirteen	48	Forty-eight	83	Eighty-three
14	Fourteen	49	Forty-nine	84	Eighty-four
15	Fifteen	50	Fifty	85	Eighty-five
16	Sixteen	51	Fifty-one	86	Eighty-six
17	Seventeen	52	Fifty-two	87	Eighty-seven
18	Eighteen	53	Fifty-three	88	Eighty-eight
19	Nineteen	54	Fifty-four	89	Eighty-nine
20	Twenty	55	Fifty-five	90	Ninety
21	Twenty-one	56	Fifty-six	91	Ninety-one
22	Twenty-two	57	Fifty-seven	92	Ninety-two
23	Twenty-three	58	Fifty-eight	93	Ninety-three
24	Twenty-four	59	Fifty-nine	94	Ninety-four
25	Twenty-five	60	Sixty	95	Ninety-five
26	Twenty-six	61	Sixty-one	96	Ninety-six
27	Twenty-seven	62	Sixty-two	97	Ninety-seven
28	Twenty-eight	63	Sixty-three	98	Ninety-eight
29	Twenty-nine	64	Sixty-four	99	Ninety-nine
30	Thirty	65	Sixty-five	100	One hundred
31	Thirty-one	66	Sixty-six		
32	Thirty-two	67	Sixty-seven		
33	Thirty-three	68	Sixty-eight		
34	Thirty-four	69	Sixty-nine		

## Big Numbers

---



### Examples;

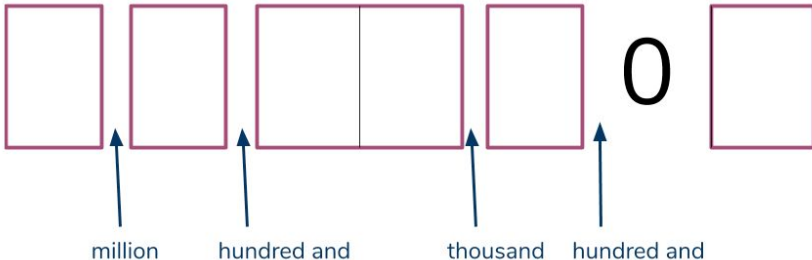
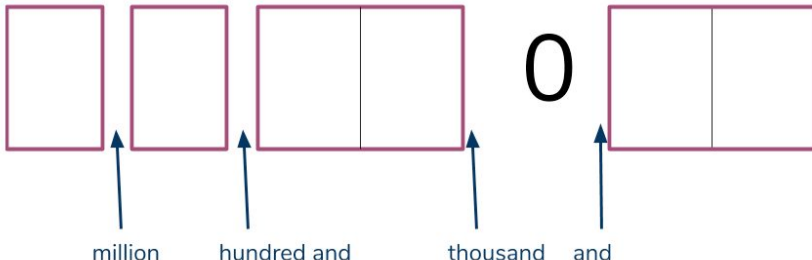
4,591 → four thousand, five hundred and ninety-one

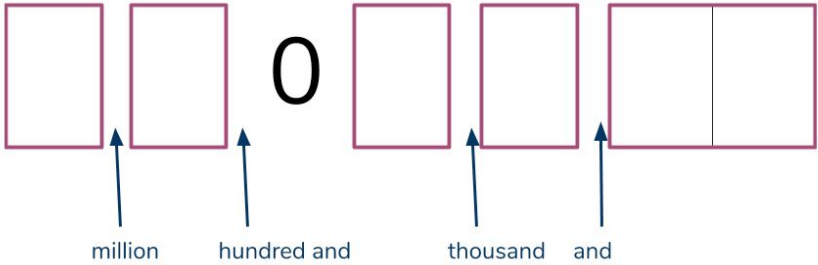
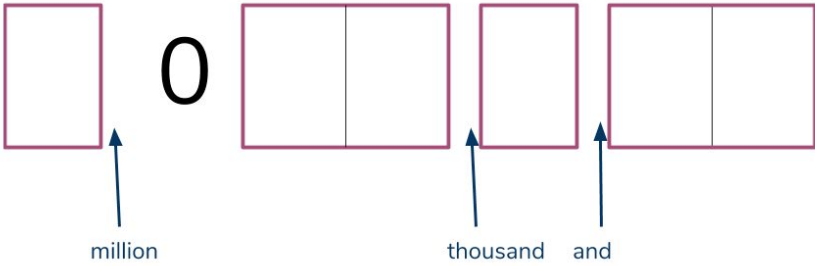
36,821 → thirty-six thousand, eight hundred and twenty-one

729,489 → seven hundred and twenty-nine thousand, four-hundred and eighty-nine

1,456,763 → one million, four hundred and fifty-six thousand, seven hundred and sixty-three

## Big Numbers with 0

Number	Word	Diagram
1,357,890	One million, three hundred and fifty-seven thousand, eight hundred and ninety	If the last number is 0, this doesn't change the number because we use the last two digits together as a double-number (e.g. ninety)
1,357,906	One million, three hundred and fifty-seven thousand, nine hundred and six	If the second-last number is 0, we don't read the last two digits together, we only read the last digit as a single number. 
1,357,067	One million, three hundred and fifty-seven thousand, and sixty-seven	If the third-last number is 0, we delete the word "hundred", but we must keep the word and. 
1,350,892	One million, three hundred and fifty, eight hundred and ninety-two	If the fourth-last number is 0, this doesn't change the number because this is part of a two-digit number (e.g. fifty).

1,306,892	One million, three hundred and six thousand, eight hundred and ninety-two	<p>If the fifth-last number is 0, we don't read the two thousand digits together, we only read the last digit as a single number.</p> 
1,076,234	One million, seventy-six thousand, two hundred and thirty-four	<p>If the sixth-last number is 0, we delete the words "hundred and", then continue reading the rest of the number as normal.</p> 

# Personal Information

---

## NAME

- ? What is your name?
- ? What are you called?
- My name is ...
- I am called ...
- I am

## AGE

- ? How old are you?
- I am ... years old

## JOB

- ? What is your job?
- ? What do you do?
- I am a/an

## COUNTRY

- ? Where do you come from?
- ? Where are you from?
- ? Which country are you from?
- I am from ...

## LIVE

- ? Where do you live?
- I live in

## ADDRESS

- ? What is your address?
- My address is ...



## TELEPHONE NUMBER

- ? What is your number?
- ? What is your phone number?
- ? What is your telephone number?
- My number is ...
- My phone number is ...
- My telephone number is ...

# The Calendar

---

## Days of the Week

Monday  
 Tuesday  
 Wednesday  
 Thursday  
 Friday  
 Saturday  
 Sunday

## Months of the Year

January  
 February  
 March  
 April  
 May  
 June  
 July  
 August  
 September  
 October  
 November  
 December

## Useful Phrases

Question	Answer
What day is it? What is the day today? Which day is it?	It is <u>Wednesday</u> Today is <u>Wednesday</u>  Yesterday was <u>Tuesday</u> Tomorrow is <u>Thursday</u>
What is your favourite day?	My favourite day is <u>Saturday</u>
What month is it? What is the month? Which month is it?	This month is <u>July</u> It is <u>July</u>  Next month is <u>August</u> Last month was <u>June</u>
What is your favourite month?	My favourite month is <u>December</u>
In which month is your birthday? Which month is your birthday?	My birthday is in <u>October</u>

## Colours

---

### Colours

Black  
 Blue  
 Brown  
 Green  
 Grey  
 Orange  
 Pink  
 Purple  
 Red  
 White  
 Yellow

We can use the adjectives “dark” and “light” to describe a colour. This adjective goes before the colour. E.g. *dark blue*, *light blue*.

### Useful Phrases

Question	Answer
What colour is this? What is this colour? What's the colour?	The colour is <u>blue</u> It is <u>blue</u>
What is your favourite colour?	My favourite colour is <u>green</u>
What colours do you like? Which colours do you like?	I like <u>yellow</u>

## Verb To Be

---

The verb to be is a very useful verb in English. These are the basic forms of the present simple tense.

Positive	Positive (contracted)	Negative	Negative (contracted)
I am you are he is she is it is we are they are	I'm you're he's she's it's we're they're	I am not you are not he is not she is not it is not we are not they are not	I'm not you aren't he isn't she isn't it isn't we aren't they aren't

## There Is and There Are

---

The expressions “there is” and “there are” are used to say that something exists.

	Singular	Plural
Positive	There is There's	There are
Negative	There is not There isn't	There are not There aren't

## The Phonetic Chart

There are 44 sounds in English and they are all shown in the phonetic chart.

		Vowels						Consonants		Phonemic Chart	
Vowels		i:	ɪ	ʊ	u:	ɪə	eɪ				
		sheep eagle	ship field	good put	moon grew	ear here	train say				
		started	should	through	career	plane					
	e	ə	ɜ:	ɔ:	ʊə	ɔɪ	əʊ			short	
	bed dead	about said	bird hurt	door walk	your sure	boy point	coat low			long	
										diphthongs	
	æ	ʌ	ɑ:	ɒ	eə	aɪ	aʊ			voiced	
	apple cat	up money	car bath	not what	hair careful	by high	now our			unvoiced	
Consonants		p	b	t	d	tʃ	dʒ	k	g		
		pen hopping	ball hobby	table little	dog added	chips itch	jam danger	key car	green hug		
		jump	herb	watched	played	picture	fudge	luck	league		
	f	v	θ	ð	s	z	ʃ	ʒ			
	fire laugh	video move	thick healthy	mother this	see city	zebra cosy	shop nation	special	television visual		
	m	n	ŋ	j	l	r	w	h			
	man tummy	no funny	sing uncle	yes onion	light smelly	right berry	win where	house hungry			

The 44 phonemes of Standard British English with examples of common spellings.

adapted by [AlbaEnglish.co.uk](https://AlbaEnglish.co.uk)

Resource: Alba English. (2017). *Improve English Pronunciation with the Phonemic Chart*. Available: <https://albaenglish.co.uk/blog/improve-english-pronunciation-phonemic-chart>. Last accessed 26th July 2020.

There are two types of sounds;

- **Consonant Sounds**  
These are the sounds at the bottom of the chart (blue and green)
  - Voiced Sounds: the vocal cords vibrate when you say these sounds
  - Unvoiced Sounds: the vocal cords do not vibrate when you say these sounds
- **Vowel Sounds**  
These are the sounds at the top of the chart (orange). All vowel sounds are voiced.
  - Monophthong Sounds: one individual vowel sound (we have long and short sounds)
  - Diphthong Sounds: two individual sounds pushed together

## Question Words

Question words go at the beginning of a question. We can ask for specific information in our questions.

Question Word	Situation	Phonetic Transcription	Example Question
Who?	Person	hu:ʔ	Who is that? She is Mary, my sister
What?	Object/ Information	wɒtʔ	What is that? It is an apple
Where?	Place	weəʔ	Where do you live? I live in London
When?	Time/ date	wɛnʔ	When is our class? It is at 4pm
Why?	Reason	waiʔ	Why are you sad? Because I lost my phone
Which?	Choice	wɪtʃʔ	Which is your favourite colour- blue or pink? My favourite colour is blue
How often?	Frequency	haʊ <u>ɒ</u> fənʔ	How often do you play tennis? Every day
How?	Manner	haʊʔ	How are you? I'm good thank you
How much? How many?	Quantity	haʊ mʌtʃʔ	How many cakes do you want? I want 4 cakes, please

# Telling the Time

## Time-Telling Devices

Clock  
Hour hand  
Minute hand  
Second hand  
Clock face  
Watch  
Watch strap  
Sundial  
Hourglass  
Pocket watch  
Stopwatch

## Times of the Day

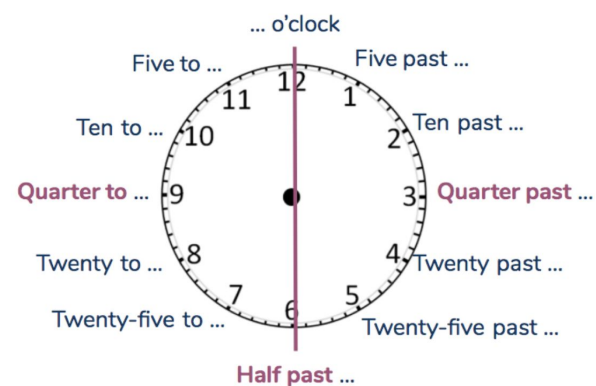
Day  
Night  
Dawn  
Sunrise  
Morning  
Early  
Late  
Midday  
Afternoon  
Evening  
Dusk  
Sunset  
Midnight  
Middle of the night

We can tell the time using the 12-hour or the 24-hour method.

## 12-hour time

E.g. 4.20am → four twenty am

1. Number before the “.” (four)
2. Number after the “.” (twenty)
3. AM for morning or PM for night



## 24-hour time

- **When the minute hand is between 12 and 6**
  1. Convert 12 to 0
  2. Count the number of minutes between 0 and the minute hand
  3. Say “past”
  4. Say the number immediately before the hour hand
- **When the minute hand is between 6 and 12**
  1. Convert 12 to 0
  2. Count the number of minutes between 0 and the minute hand
  3. Say “to”
  4. Say the number immediately after the hour hand



## Basic Phrases

Phrase	Explanation	Phonetic Transcription
Please	This is a polite expression when you ask for something.	pli:z
Of course	This is the same as yes when the answer "yes" is obvious.	ɒv kɔ:s
Thank you	This shows appreciation for something.	θ æŋk ju:
Thank you very much	This increases the basic expression "thank you".	θ æŋk ju: veri mʌʃ
Thanks	This is an alternative to "thank you".	θ æŋks
You're welcome!	This is the response when somebody says "thank you" to show that you accept their thanks.	jʊə wɛlkəm!
Could you repeat that?	If you want to listen a second time, you can ask this question. The person will say their phrase again.	kʊd ju: rɪpi:t ðæt?
Nice to meet you	Polite phrases to say when somebody tells you their name. This is only used the first time somebody tells you their name.	naɪs tu: mi:t ju:
Lovely to meet you		lʌvli tu: mi:t ju:
It's a pleasure to meet you		ɪts ə plɛzə tu: mi:t ju:
Excuse me	A polite expression to get the attention of somebody.	ɪkskjʊ:s mi:
I'm sorry	A phrase to apologise for something.	aɪm sɔri
I'm so sorry	This increases the expression "I'm sorry".	aɪm səʊ sɔri
I don't understand	This phrase explains that you have no comprehension. Maybe the language is too difficult or it's a strange accent.	aɪ dəʊnt ʌndəstænd

Never mind	These expressions mean that it is not important and you can forget something.	nɛvə maɪnd
It doesn't matter		ɪt dʌznt mətə
Let's	This expression is always followed by a verb (let's + infinitive verb). This is used to make a suggestion.	ləts
What do you think?	This means "what is your opinion".	wɒt duː juː θɪŋk?
That sounds great!	This means it is a good idea and the person is interested.	ðæt saʊndz greɪt!
How can I help you?	This is a question that offers help to somebody.	haʊ kæn aɪ hɛlp juː?
I really appreciate it	This is a polite expression after "thank you". This means you are very happy and grateful for somebody's help.	aɪ rɪəli əpriːʃɪeɪt ɪt
Could you speak slower?	If you don't understand because somebody is talking very fast, you can use this expression. This is a polite question to ask somebody to speak slowly.	kʊd juː spiːk sləʊə?
Here you go!	You can use this expression at the same time as giving something to somebody.	hɪə juː gəʊ!
That helps a lot	This is an expression to say something was useful and helpful.	ðæt hɛlpz ə lɒt
No problem	This is an expression to say you are happy to help with something and it was not a problem for you.	nəʊ prɒbləm
What does it mean?	If you don't understand something, you can ask this question. This asks somebody to help you understand something. You can replace the word "it" too. E.g. "what does this message mean?"	wɒt dʌz ɪt miːn?
I don't know	This means you do not understand something.	aɪ dəʊnt nəʊ

## Countries

---

### Europe

Austria (Austrian)	Belgium (Belgian)	Denmark (Danish)
Finland (Finnish)	France (French)	Germany (German)
Greece (Greek)	Hungary (Hungarian)	Ireland (Irish)
Italy (Italian)	The Netherlands (Dutch)	Norway (Norwegian)
Poland (Polish)	Portugal (Portuguese)	Russia (Russian)
Spain (Spanish)	Sweden (Swedish)	Switzerland (Swiss)
Ukraine (Ukrainian)	The United Kingdom (British)	

### The Americas

Argentina (Argentinian)	Bolivia (Bolivian)	Brazil (Brazilian)
Canada (Canadian)	Chile (Chilean)	Colombia (Colombian)
Costa Rica (Costa Rican)	Cuba (Cuban)	Ecuador (Ecuadorian)
Guatemala (Guatemalan)	Honduras (Honduran)	Mexico (Mexican)
Nicaragua (Nicaraguan)	Panama (Panamanian)	Paraguay (Paraguayan)
Peru (Peruvian)	Uruguay (Uruguayan)	Venezuela (Venezuelan)
Puerto Rico (Puerto Rican)	The Dominican Republic (Dominican)	
The United States of America (American)		

### Asia

Bangladesh (Bangladeshi)	China (Chinese)	India (Indian)
Japan (Japanese)	Malaysia (Malaysian)	The Philippines (Filipino)
Singapore (Singaporean)	Turkey (Turkish)	
Saudi Arabia (Saudi Arabian)	The United Arab Emirates (Emirati)	

### Africa

Botswana (Botswana)	Egypt (Egyptian)	Ghana (Ghanaian)
Kenya (Kenyan)	Morocco (Moroccan)	Nigeria (Nigerian)
Tunisia (Tunisian)	Zambia (Zambian)	Zimbabwe (Zimbabwean)
South Africa (South African)		

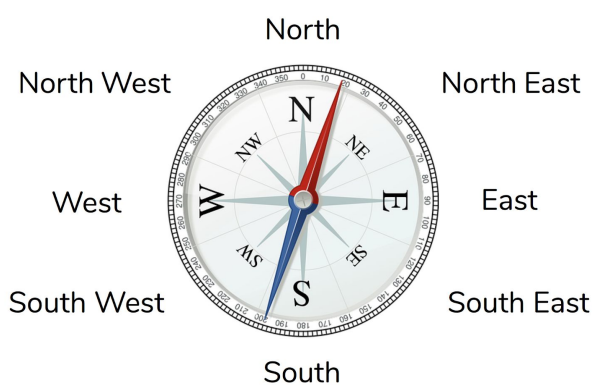
### Oceania

Australia (Australian)	Fiji (Fijian)	New Zealand (New Zealander)
Samoa (Samoan)	Tonga (Tongan)	Papua New Guinea (Papuan)

## Seas and Oceans

North Pacific  
 South Pacific  
 North Atlantic  
 South Atlantic  
 Arctic  
 Southern  
 Indian

## The Compass



## Useful Phrases

? Which continent do you come from?

- I am from + noun
- I come from + noun
- I am + adjective

? Where do you come from?

? Which country are you from?

- I am from + noun
- I come from + noun

? What is your nationality?

- I am + adjective

# In the Classroom

---

## Classroom Objects

Book  
Calculator  
Chair  
Clock  
Computer  
Desk  
Door  
Folder  
Highlighter  
Laptop  
Magnet  
Paper  
Pen  
Pencil  
Photos  
Rubber  
Ruler  
Scissors  
Whiteboard  
Whiteboard pen  
Whiteboard rubber  
Window

# Classroom Commands

---

## Classroom Commands

Stand up  
 Sit down  
 Close  
 Open  
 Turn something on  
 Turn something off  
 Go to the toilet  
 Ask a question  
 Answer a question  
 Take something out  
 Put something away  
 Clean the board  
 Point at something  
 Raise your hand  
 Come here  
 Come in

## Classroom Phrases

How do you pronounce ...?  
 How do you say ... in English?  
 Can you explain that again?  
 Is this OK?  
 Can you speak louder?  
 What page are we on?  
 When is the exam?  
 When is the homework due?  
 Can I borrow a/an ...?

## Classroom Rules

Don't be late  
 Don't cheat  
 Do your homework  
 Be quiet  
 Help each other  
 Don't sleep  
 Don't talk  
 Respect each other

## Classroom Activities

Match  
 Fill in the gaps  
 Work in pairs  
 Work in groups  
 Work together  
 Listen to the audio  
 Listen to the teacher  
 Write in your books  
 Write on the board  
 Read  
 Say  
 Complete the activity  
 I'm ready!

## Demonstrative Adjectives

---

Demonstrative adjectives are used to draw attention to something.

	Singular	Plural
Close	This	These
Long Distance	That	Those

# Sports

---

## Sports

Badminton  
 Baseball  
 Basketball  
 Dancing  
 Fishing  
 Football (Am: soccer)  
 Hockey  
 Ice skating  
 Ride a bike  
 Roller skating  
 Running  
 Sailing  
 Skateboarding  
 Swimming  
 Table tennis  
 Tennis  
 Walking

## Sports Equipment

Ball  
 Bat  
 Bike  
 Boat  
 Goal  
 Ice skates  
 Net  
 Player  
 Roller skates  
 Score  
 Skateboard  
 Sports centre (Am: sports center)  
 Stick  
 Swimming pool  
 Tennis racket  
 Towel

## Sports Verbs

Bounce  
 Catch  
 Hit  
 Hop  
 Jump  
 Kick  
 Run  
 Throw



## Play, Do and Go

---

The verbs play, do and go are used to say that an action happens. These are normally used with sports and free time activities.

<b>Play</b>	Sports with a ball and competitive	Tennis, basketball, baseball, football, hockey
<b>Go</b>	Sports that end in ING	Running, ice skating, roller skating, skateboarding, fishing, sailing, swimming, dancing
<b>Do</b>	Individual sports with no equipment	Karate, yoga, exercise

## Free Time Activities

---

### Free Time Activities

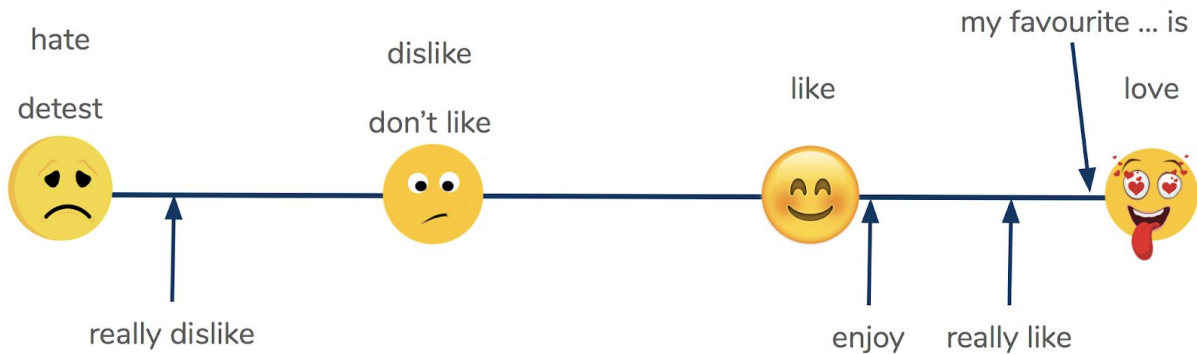
Drawing  
Driving  
Fly a kite  
Go shopping  
Go to a party  
Go to the cinema  
Listen to music  
Listen to the radio  
Play a board game  
Play the guitar  
Play the piano  
Play with toys  
Read a book  
Read comic books  
Read my emails  
Read my texts  
Sing a song  
Spend time with my pets  
Take a photo  
Take a picture  
Watch a DVD  
Watch a film (Am: watch a movie)  
Watch a video  
Watch television

### Toys/Equipment

Camera  
Doll  
Helicopter  
Lorry (Am: truck)  
Robot  
Teddy bear  
Train

## Opinion Verbs

There are numerous opinion verbs in English.



### OPINION VERB + NOUN

When an opinion verb is followed by a noun, the structure is: **subject + opinion verb + noun**. For example, *I hate chocolate, I like apples.*

### OPINION VERB + VERB

When an opinion verb is followed by another verb, the structure is: **subject + opinion verb + verb+ING**. For example, *I like reading a book, I hate playing tennis.*

### TYPICAL OPINION QUESTIONS

- What is your favourite ... ?
- Do you like ... ?
- What do you think of ... ?
- What is your opinion of ... ?

## Course List

---

Course 1	<b>Greetings</b>
Link:	<a href="https://virtually-fluent.com/courses/greetings/">https://virtually-fluent.com/courses/greetings/</a>
Course 2	<b>The English Alphabet</b>
Link:	<a href="https://virtually-fluent.com/courses/the-english-alphabet/">https://virtually-fluent.com/courses/the-english-alphabet/</a>
Course 3	<b>Cardinal Numbers</b>
Link:	<a href="https://virtually-fluent.com/courses/cardinal-numbers/">https://virtually-fluent.com/courses/cardinal-numbers/</a>
Course 4	<b>Personal Information</b>
Link:	<a href="https://virtually-fluent.com/courses/personal-information/">https://virtually-fluent.com/courses/personal-information/</a>
Course 5	<b>The Calendar</b>
Link:	<a href="https://virtually-fluent.com/courses/the-calendar/">https://virtually-fluent.com/courses/the-calendar/</a>
Course 6	<b>Colours</b>
Link:	<a href="https://virtually-fluent.com/courses/colours/">https://virtually-fluent.com/courses/colours/</a>
Course 7	<b>Verb To Be</b>
Link:	<a href="https://virtually-fluent.com/courses/verb-to-be/">https://virtually-fluent.com/courses/verb-to-be/</a>
Course 8	<b>There Is/There Are</b>
Link:	<a href="https://virtually-fluent.com/courses/there-is-there-are/">https://virtually-fluent.com/courses/there-is-there-are/</a>
Course 9	<b>The Phonetic Chart</b>
Link:	<a href="https://virtually-fluent.com/courses/the-phonetic-chart/">https://virtually-fluent.com/courses/the-phonetic-chart/</a>
Course 10	<b>Question Words</b>
Link:	<a href="https://virtually-fluent.com/courses/question-words/">https://virtually-fluent.com/courses/question-words/</a>
Course 11	<b>Telling the Time</b>
Link:	<a href="https://virtually-fluent.com/courses/telling-the-time/">https://virtually-fluent.com/courses/telling-the-time/</a>
Course 12	<b>Basic Phrases</b>
Link:	<a href="https://virtually-fluent.com/courses/basic-phrases/">https://virtually-fluent.com/courses/basic-phrases/</a>
Course 13	<b>Countries</b>
Link:	<a href="https://virtually-fluent.com/courses/countries/">https://virtually-fluent.com/courses/countries/</a>

- Course 14            **In the Classroom**  
Link:                <https://virtually-fluent.com/courses/in-the-classroom/>
- Course 15            **Classroom Commands**  
Link:                <https://virtually-fluent.com/courses/classroom-commands/>
- Course 16            **Demonstrative Adjectives**  
Link:                <https://virtually-fluent.com/courses/demonstrative-adjectives/>
- Course 17            **Sports**  
Link:                <https://virtually-fluent.com/courses/sports/>
- Course 18            **Play, Do and Go**  
Link:                <https://virtually-fluent.com/courses/play-do-and-go/>
- Course 19            **Free Time Activities**  
Link:                <https://virtually-fluent.com/courses/free-time-activities/>
- Course 20            **Opinion Verbs**  
Link:                <https://virtually-fluent.com/courses/opinion-verbs/>