


















The Basic Past Course Objectives


Tick off the objectives as you go through the course.


-  Understand the situations when the past simple tense is required ☐
-  Know how to form the past simple for regular verbs ☐
-  Know the most common irregular verbs in the past simple ☐
-  Use the past simple tense in the affirmative, negative, question and short response forms ☐
-  Use the verb to be in the affirmative, negative, question and short response forms in the past simple ☐
-  Identify keywords that are used in the past simple tense and use them correctly ☐
-  Avoid common mistakes that learners make in the past simple tense ☐
-  Know that there are three ways to pronounce the past simple ending ☐
-  Correctly pronounce any word ending in ED according to the pronunciation rules ☐
-  Understand the situations when the past continuous tense is required
-  Know how to form the present participle for any verb ☐
-  Use the past continuous tense in the affirmative, negative, question and short response forms ☐

 Identify keywords that are used in the past continuous tense and use them correctly ☐

 Avoid common mistakes that learners make in the past continuous tense ☐

 Know that there are three ways to pronounce the ING ending and correctly pronounce any word ending in ING ☐

 Use word stress and sentence stress to correctly pronounce past continuous phrases ☐

 Be able to decide whether to use the past simple or past continuous tense according to the content of a sentence ☐