
















The Advanced Present Course Objectives

Tick off the objectives as you go through the course.

-  Understand the situations when the present perfect and present perfect continuous tense is required ☐
-  Use the present perfect and present perfect continuous in the affirmative, negative, question and short response forms ☐
-  Know how to form the past participle for any verb ☐
-  Know how to form the present participle for any verb ☐
-  Understand the change in meaning with the verbs “to go” and “to be” in the present perfect tense ☐
-  Identify keywords that are used in the present perfect and present perfect continuous tenses as well as their position in a sentence and their form ☐
-  Avoid common mistakes that learners make in the present perfect and present perfect continuous tenses ☐
-  Be able to decide whether the present perfect or present perfect continuous tense should be used according to the content of a sentence ☐
-  Know that there are three ways to pronounce the past participle ☐
-  Identify which pronunciation a word should have when it ends in the letters ED and pronounce it correctly ☐

-  Use word stress and sentence stress to correctly pronounce verbs in the present perfect tense, both in the affirmative and negative ☐
-  Know that there are three ways to pronounce the present participle ending and understand which ones are correct and slang ☐
-  Use word stress and sentence stress to correctly pronounce verbs in the present perfect continuous tense, both in the affirmative and in the negative ☐