

















The Advanced Past Course Objectives

Tick off the objectives as you go through the course.

-  Understand the situations when the past perfect and past perfect continuous tenses are required ☐
-  Know how to form the past participle for regular verbs ☐
-  Know the most common irregular verbs in the past participle ☐
-  Know how to form the present participle ☐
-  Use the past perfect and past perfect continuous in the affirmative, negative, question and short response forms ☐
-  Identify keywords that are used in the past perfect and past perfect continuous tenses and use them correctly ☐
-  Avoid common mistakes that learners make in the past perfect and past perfect continuous tenses ☐
-  Know that there are three ways to pronounce the past participle and correctly pronounce any word ending in ED according to the pronunciation rules ☐
-  Understand what a stative verb is and recognise the most common stative verbs in English ☐

-  Correctly pronounce any word ending in ING according to the pronunciation rules ☐
-  Understand the differences between slang ING and proper ING pronunciation ☐
-  Correctly pronounce contractions using “had been” ☐
-  Use word stress and sentence stress to correctly pronounce past perfect continuous phrases ☐
-  Decide between the past perfect and past perfect continuous tenses depending on the content of a sentence ☐